




| ROMI T 240 | ROMI T 350 | ROMI T 500

ENGINE LATHES

ROMI T SERIES



ROMI Industrial Complex, in
Santa Bárbara d'Oeste - SP, Brazil

INNOVATION + QUALITY

ROMI: Producing high quality technology since 1930.

Since its foundation, the company is recognized by its focus on creating products and innovative solutions which guarantees its technological leadership among big manufacturers of machine tools market. ROMI industrial complex is among the most modern and productive ones in the segments of machine tools, plastic processing machines and cast iron parts of high quality.

Continuous investments in Research & Development result in products with state-of-the-art technology.

The high technology applied to Romi machines offer highly reliable products, with high accuracy, efficiency and great flexibility for several types of machining processes.

Romi R&D is focused on increasing competitiveness for its customers.

Present throughout Brazil and in over 60 countries.

Romi covers all domestic territory through its sales subsidiaries network fully prepared to support customers supplying an extensive range of services from marketing to after sales.

International market is covered by its subsidiaries located in United States, Mexico and Europe and also by its dealers network located in strategic logistic centers around the globe completely capable for serving customers in 5 continents.



Plant 16



ROMI T SERIES



| ROMI T 240



| ROMI T 350




| ROMI T 500

**Engine lathes for tool
room, production,
maintenance and training**

ROMI T Series machines are carefully designed to provide full security to the operator, according to Safety Standards. They are safety machines, versatile and reliable for many types of applications.

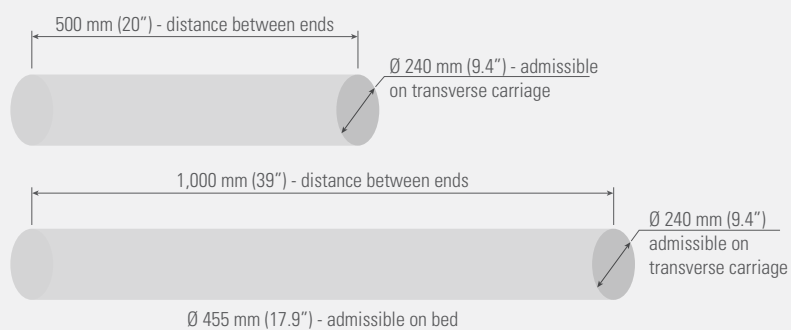
Flexibility and productivity for
several types of application.



- Headstock: 20 speeds, max. 2,240 rpm
- Spindle nose ASA L0 Ø 52 mm (2.0") thru-hole
CAMLOCK D1-6 Ø 52 mm thru-hole
BAYONET Type 6 DIN 55027 Ø 56 mm thru-hole
- Main motor: 7.5 hp / 5.6 kW

ROMI T 240

Capacities



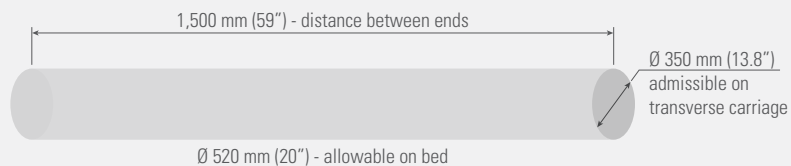
Mechanical and electrical projects
according to security standards.




- Headstock: 20 speeds, max. 2,000 rpm
- Spindle nose ASA L0 Ø 52 mm (2.0") thru-hole
CAMLOCK D1-6 Ø 52 mm (2.0") thru-hole
BAYONET Type 6 DIN 55027 Ø 56 mm (2.2") thru-hole
- Main motor: 7.5 hp / 5.6 kW

ROMI T 350

Capacities



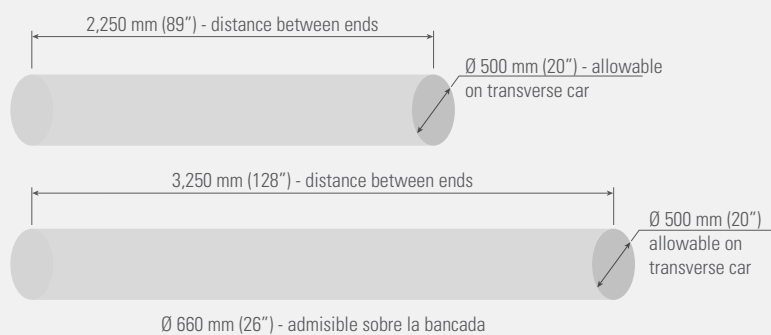
Rigidity, stability and accuracy for machining pieces with the aid of chucks and shafts.




- Headstock: 20 speeds, max. 1,800 rpm
- Spindle nose ASA L0 Ø 52 mm (2.0") thru-hole
CAMLOCK D1-6 Ø 52 mm (2.0") thru-hole
BAYONET Type 6 DIN 55027 Ø 56 mm (2.2") thru-hole
- Main motor: 7.5 hp / 5.6 kW

ROMI T 500

Capacities







BED

Lead screw and feed rod protection system

Manufactured in stainless steel, provides full protection and security, not allowing any operator contact with the lead screw and feed rod, avoiding any type of accident.

It also protects the lead screw and feed rod against chips and cutting fluid, contributing for better lubrication system.





GEAR BOX AND FEEDS


Several types of feeds and thread pitches are offered. Its gears and shafts are hardened and run in oil bath with lubrication addressed to the bearings. Presents excellent performance and high durability for the assembly. It can be equipped with safety systems by friction (adjustable torque) which turns feed system off in case of overload.

Endgearing

It has gears housed in the panel with acoustic protection, generating low noise during machining. Two configurations can be possible by changing just one gear: One for Metric and Inches threads, and other for Module and Diametral Pitch.


In special cases, the Delrin gear can be replaced by metal gear (optional upon request)





It presents hardened and ground gears and shafts, dynamically balanced, running in oil bath. Its rigid housing together with transmission system, offers high performance and long durability for the assembly.

HEADSTOCK



Safety micro switch for headstock access

For operator safety, machine can not be turned on if the door is open, according to Safety Standards. Micro switch has anti-fraud system.


Braking system

Electromagnetic brake coupled directly to the motor, it has automatic safety system that activates the brakes if an energy power failure occurs.

Transmission system

ROMI T lathes has motorheadstock transmission system with pulleys and belt "Multi-V", offering higher efficiency in power and torque transmission.

Robust structure,
stability and accuracy.



CARRIAGE

Presents robust structure. It incorporates a system to eliminate backlash between nut and cross feed screw and a system for lubrication thru manual operation pump.

Turret

4-station turret
with swivel base.






Manual longitudinal feed handwheel

Manual longitudinal handwheel remains stationary during turning operations with longitudinal automatic feed or during execution of threads with leadscrew to assure safety for the operator, avoiding any type of accident. Dual graduated in mm and inch.

APRON

Apron

Utilizes hardened gears and shafts running in oil bath. It features smooth engagement of cross and longitudinal feed levers. During thread cutting the half-nut is engaged and automatically receives additional lubrication.




Chuck guard

It is equipped with an anti-fraud interlocked system that does not allow to power on the machine if chuck protection is open. It does not allow the jaw torque wrench to remain on the chuck avoiding accidents when the spindle is turned on. Minimizes the projection of chips and cutting fluid splashes.



GUARDS




Splash guard

Equipped with polycarbonate viewer protection. It has anti-fraud system, not allowing machine turn on if the splash guard is open.

Security system with micro stop switch for longitudinal travel

It has position adjustment to interrupt longitudinal travel, putting limit to travel and avoiding collisions. This system is suitable for training centers. (available for ROMI T 240)

Manual tailstock MT-4 x 60° center, with fixation through lever (ROMI T 240) and screws and nuts (ROMI T 350 e ROMI T 500) and hardened and ground quill graduated in millimeters and inches.



TAILSTOCK




Rear guard

It minimizes the chips projection and cutting fluid splash from the rear of the machine during machining operations.

Rests

In order to give support for long pieces (like shafts and tubes) ROMI T Series lathes can be equipped with different types of rests (optionals) ensuring a perfect support for pieces to be machined.



Technical specifications		ROMI T 240	ROMI T 350	ROMI T 500
Capacity				
Centers height	mm (in)	220 (8.7)	268 (10.6)	342 (13.5)
Distance between centers	m (in)	0.5 (20) / 1.0 (39)	1.5 (59)	2.25 (89) / 3.25 (128)
Swing over bed	mm (in)	455 (17.9)	520 (20.5)	660 (26.0)
Swing over saddle wings	mm (in)	390 (15.4)	450 (17.7)	595 (23.4)
Swing over cross slide	mm (in)	240 (9.4)	350 (13.8)	500 (19.7)
Swing thru gap	mm (in)	-	-	855 (33.7) (**)
Gap lenght at front face	mm (in)	-	-	220 (8.7) (**)
Cross slide travel	mm (in)	250 (9.8)	300 (11.8)	350 (13.8)
Tool post carriage travel	mm (in)	120 (4.7)	120 (4.7)	120 (4.7)
Tool section	mm (in)	20 x 20 (0.79 x 0.79)	20 x 20 (0.79 x 0.79)	20 x 20 (0.79 x 0.79)
Bed				
Width	mm (in)	305 (12.0)	305 (12.0)	305 (12.0)
Height	mm (in)	305 (12.0)	305 (12.0)	305 (12.0)
Headstock				
Spindle nose	ASA L0 / CAMLOCK D1-6 / BAYONET Type 6 DIN 55027 (***)			
Spindle thru-hole	mm (in)	52 (2.0) / 52 (2.0) / 56 (2.2)		
Spindle taper	grades	1° 26´	1° 26´	1° 26´
Reduction sleeve taper hole	CM	4	4	4
Spindle diameter at front bearing	mm (in)	83 (3.3)	83 (3.3)	83 (3.3)
Number of speeds		20	20	20
Speed range	rpm	44 to 2,240	39 to 2,000	35 to 1,800
Tailstock				
Quill travel	mm (in)	125 (4.9)	125 (4.9)	125 (4.9)
Quill diameter	mm (in)	60 (2.4)	60 (2.4)	60 (2.4)
Quill taper	CM	4	4	4
Thread and feeds gearbox				
Longitudinal feed	mm (in)/rot	(68) 0.05 (0.002) to 8.856 (0.349)		
Cross feed	mm (in)/rot	(68) 0.021 (0.0008) to 3.704 (0.146)		
Inch threads	fpp	(73) 42 to 0,5		
Metric threads	mm (in)	(123) 0.4 (0.016) to 56 (2.2)		
Module threads	Mod	(60) 0.1 to 14		
Diametral Pitch threads	DP	(80) 168 to 2		
Lead screw	mm (in)	6 (0.24)		
Power				
Main motor	hp	7,5	7,5	7,5
Coolant pump	hp	0,125	0,125	0,125
Dimensions and weight (approx.)				
Floor space required (front x side)	mm (in)	1,710 x 1,110 (67 x 44) (E.P. (*) = 0.5 m) 2,310 x 1,110 (91 x 44) (E.P. (*) = 1.0 m)	2.810 x 1.260 (111 x 50)	3,560 x 1,480 (140 x 58) (E.P. (*) = 2.25 m) 4,560 x 1,480 (180 x 58) (E.P. (*) = 3.25 m)
Net weight	kg (lbs)	1,450 (3,200) (E.P. (*) = 0.5 m) 1,750 (3,900) (E.P. (*) = 1.0 m)	2,050 (4,500)	2,550 (5,600) (E.P. (*) = 2.25 m) 3,300 (7,300) (E.P. (*) = 3.25 m)

(*) E.P. = between centers (**) Only for ROMI T 500 - 3.25 m between centers (***) Consult availability

Standard equipment

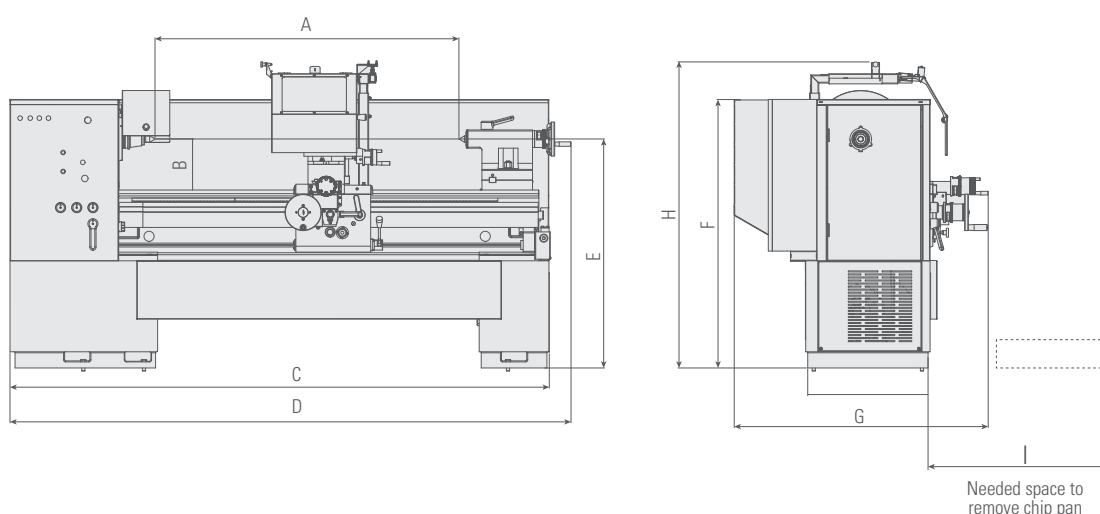
- Apron equipped with manual drive pump for bar guide and cross slide lubrication and command lever with safety lock
- Tailstock with manual body positioning manually operated quill, graduated in mm and inch, with MT-4 x 60°
- Enclosed lead screw and feed rod set
- Thread and feed gearbox for making threads with only two combinations at the end gearing
- Electrical installation available for the following voltage/frequencies: 220-360-380-400-440VCA / 60Hz.
- Set of wrenches for machine operation
- Set of levelling screws and nuts
- Bed with gap (ROMI T 500 x 3.250mm)
- Asynchronous AC motor for headstock driven, with electromagnetic safety brake
- Sealed Worklight
- Standard colors: Texturized Epoxy enamel Munsell Blue 10B-3/4 and Texturized Epoxy Gray RAL7035
- Removable chip box
- Mobile operator's guard with micro switches and 2 channel safety interlock and a fixing (attachement / locking) system that cannot be bypassed
- Rear guard
- Machine prepared to receive tooling system Multifix B*
- Wide range threading system, incorporated to headstock
- Chuck guard with safety interlock through micros with 2 canals and anti-fraud
- Longitudinal Compound rest with T-slot
- Complete documentation for ROMI product on CD
- CE safety regulation compliance*

Optional equipment

- Automatic lubrication system for bar guide and cross slide lubrication (ROMI T 240)*
- Coolant system
- Digital reader for X and Z axes
- Digital reader for X, Z and Z1 axes
- Live center MT-4
- Follow rest with bronze tips, Ø 0.32" (8mm) to Ø 2" (Ø 50mm) capacity
- Steady rest (open) with bronze tips, Ø 0.32" (8mm) to Ø 3.15" (80mm) capacity
- Longitudinal carriage stop
- Micrometer carriage stop
- Steady rest (closed) Ø 0.32" (8mm) to Ø 3.15" (80mm) / Ø 3.15" (80mm) to Ø 5.98 (152mm) capacity without bronze tips
- Set of cartridge with bronze tips Ø 0.32" (8mm) to Ø 3.15" (80mm)
- Set of cartridge with bronze tips Ø 3.15" (80mm) to Ø 5.98 (152mm)
- Set of cartridge with rollers Ø 0.32" (8mm) to Ø 3.15" (80mm)
- Set of cartridge with rollers Ø 3.15" (80mm) to Ø 5.98 (152mm)
- Drive chuck Ø8.66 (Ø220mm) - Cast Iron**
- Steady rest with bronze tips Ø 60 to 205mm capacity (ROMI T 500)
- Additional set of bronze tips, Ø 152 to 305mm (ROMI T 500)
- Additional set of rollers Ø 60 to 205mm (ROMI T 500)
- Additional set of rollers Ø 152 to 305mm (ROMI T 500)
- 205mm (ROMI T 500)
- Additional set of rollers Ø 152 to 305mm (ROMI T 500)
- Mechanical adaptation for frequency 50Hz*
- 4 position square tool post (ROMI T 240)**
- Extended warranty period from 12 to 24 months, including only parts*
- Extra set of operating, maintenance, programming, installation and parts manuals
- Security system spindle by friction (clutch housing)
- Security system with microswitches in the limits of longitudinal carriage stop (only for ROMI T 240)
- 4 jaws independents chuck Ø 9.8" (250mm*), Ø 12" (315mm) or Ø 15.75 (400mm - T 350 and T 500**)
- 3 jaws (solid) universal chuck Ø 7.9" (200mm) or Ø 9.8" (250mm**) - Cast Iron
- 3 jaws (reversible) universal chuck Ø 7.9" (200mm) or Ø 9.8" (250mm**) - Steel

(*) only CE market
(**) only US market

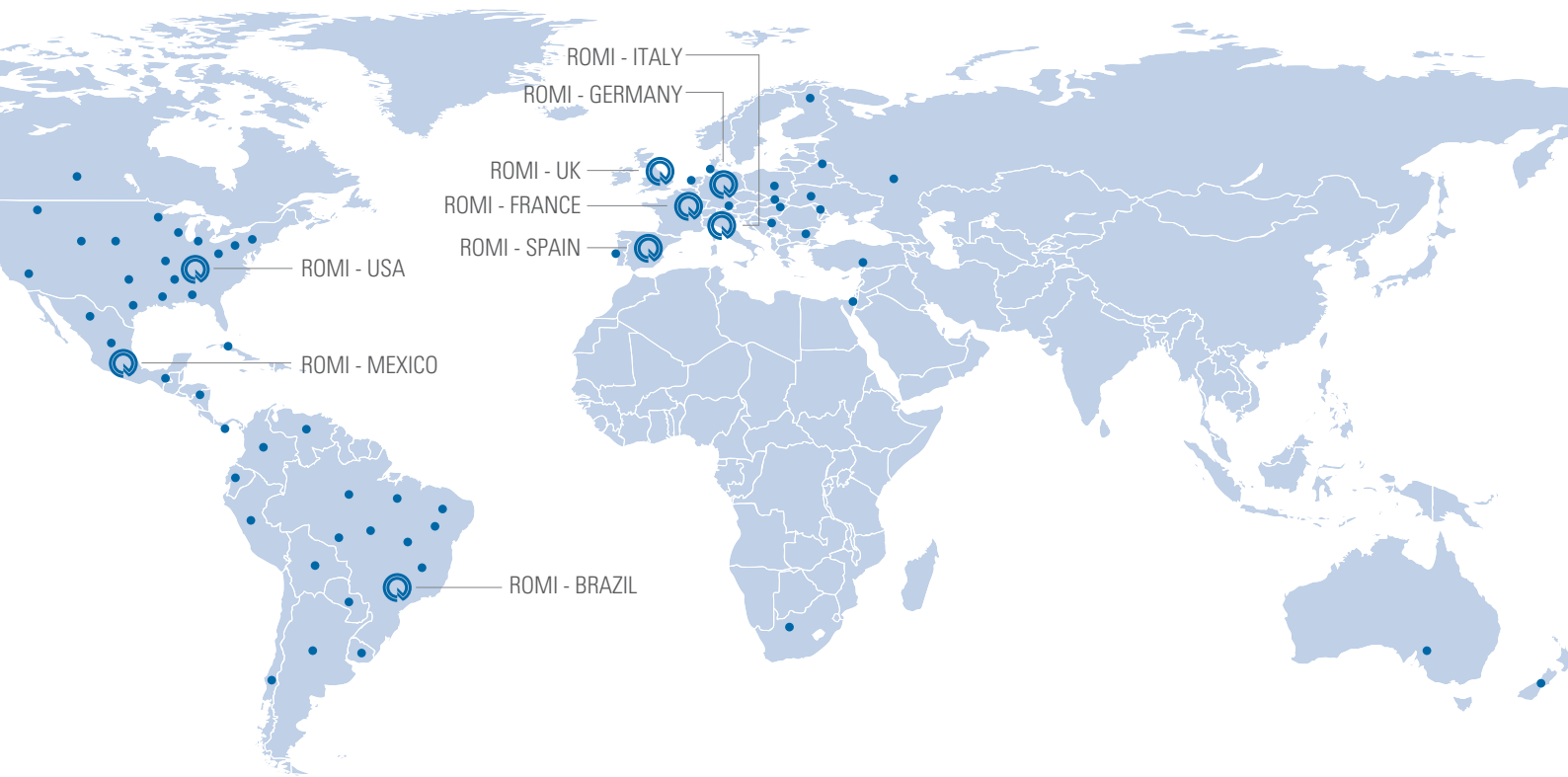
Machine dimensions - dimensions in mm (in)



	E.P.(*)	A	B	C	D	E	F	G	H	I
ROMI T 240	0.5 m	530 (21)	205 (8)	1,710 (67)	1,810 (71)	1,084 (43)	1,280 (50)	1,110 (44)	1,460 (57)	560 (22)
	1.0 m	1,030 (41)	205 (8)	2,130 (84)	2,310 (91)	1,084 (43)	1,280 (50)	1,110 (44)	1,500 (59)	560 (22)
ROMI T 350	1.5 m	1,530 (60)	252 (10)	2,630 (104)	2,810 (111)	1,132 (45)	1,328 (52)	1,260 (50)	1,500 (59)	560 (22)
ROMI T 500	2.25 m	2,280 (90)	326 (13)	3,380 (133)	3,560 (140)	1,205 (47)	1,402 (55)	1,480 (58)	1,660 (65)	560 (22)
	3.25 m	3,280 (129)	326 (13)	4,380 (172)	4,560 (180)	1,205 (47)	1,402 (55)	1,480 (58)	1,660 (65)	560 (22)

(*) E.P. = between centers

WORLDWIDE PRESENCE



Brazil



United States



Germany




England



France



Spain



Italy



Mexico



Germany - B+W



ROMI

WWW.ROMI.COM

ROMI S.A.

Rod. SP 304, Km 141,5
Santa Bárbara d'Oeste SP
13459 057 Brazil
+55 (19) 3455 9000

Burkhardt+Weber Fertigungssysteme GmbH

Burkhardt+Weber-Strasse 57
72760 Reutlingen, Germany
+49 7121 315-0
info@burkhardt-weber.de
www.burkhardt-weber.de

ROMI Europa GmbH

Burkhardt+Weber-Strasse 57
72760 Reutlingen, Germany
+49 7121 315-604
sales@romi-europa.de
www.romi-europa.de

ROMI Machines UK Limited

Leigh Road
Swift Valley Industrial Estate
Rugby CV21 1DS
+44 1788 544221
sales@romiuk.com
www.romiuk.com

ROMI en México

Condominio Parque Arista, Calle
Gral. Mariano Arista 54, bodega 19
Col. Argentina Poniente, Miguel Hidalgo
C.O. 11230, CDMX, México
+521 55 9154 5851
ventasmx@romi.com
www.romimexico.com

Latin America

+55 (19) 3455 9642
export-mf@romi.com

ROMI BW Machine Tools Ltd

1845 Airport Exchange Blvd
Erlanger KY – 41018 USA
+1 (859) 647 7566
sales@romiusa.com
www.romiusa.com

ROMI France SAS

Parc de Genève, 240
Rue Ferdinand Perrier 69800
ST Priest
+33 4 37 25 60 70
infos@romifrance.fr
www.romifrance.fr

ROMI Maquinas España

C/ Telemática, 9 - Polígono
Industrial La Ferreria - 08110
Montcada I Reixac - Barcelona
+34 93 719 4926
info@romi.es
www.romi.es

ROMI Itália Srl

Via Morigi, 33 – 29020
Gossolengo (PC) – Italy
+39 0523 778 956
commerciale@romiitalia.it
www.romiitalia.it



ISO 9001:2015
Certificate No. 31120



ISO 14001:2015
Certificate No. 70671

CE safety regulation compliance available only for the European Community or under request.
Check availability and technical characteristics of the products to your country.

